



Motorcycle Exhaust Builder Components

Cone Engineering Pre-Fabricated Mufflers



"Quiet-er Core" Cone/Reverse Cone Slip-On Mufflers

Our patent pending chamber design makes this the quietest cone/reverse cone muffler we offer. It retains the classic look and traditional deep tone you expect from this style muffler, but with a lower sound level than our straight core mufflers. Brush Finished 304 Stainless Steel. Slips over inlet dimension shown. Universal fitment - Not model/y specific. A bracket attachment is recommended in addition to either welding, retainers/springs, mounting tabs, or clamping to headers - all sold separately. May not be legal for street use.



18" Overall Length

Inlet/Outlet	Main Cone	Reverse Cone	Description	Part Number	Retail
1.00" ID	1.00" x 3.00" x 12"L	3.00" x 1.75" x 2"L	Quiet Core Diameter 1.00". ** 14" Overall length.	MC-1000-Q-SS	\$ 151.25
1.375" ID	1.375" x 3.75" x 15"L	3.75" x 1.75" x 3"L	Quiet Core Diameter 1.00"	MC-1375-18-Q-SS	\$ 151.25
1.50" ID	1.50" x 3.75" x 15"L	3.75" x 1.75" x 3"L	Quiet Core Diameter 1.00"	MC-1500-18-Q-SS	\$ 151.25
1.625" ID	1.625" x 3.75" x 15"L	3.75" x 1.75" x 3"L	Quiet Core Diameter 1.00"	MC-1625-18-Q-SS	\$ 157.30
1.75" ID	1.75" x 3.75" x 15"L	3.75" x 1.75" x 3"L	Quiet Core Diameter 1.00"	MC-1750-18-Q-SS	\$ 157.30
2.00" ID	2.00" x 3.75" x 15"L	3.75" x 1.75" x 3"L	Quiet Core Diameter 1.00"	MC-2000-18-Q-SS	\$ 163.35
2.25" ID	2.25" x 4.25" x 15"L	4.25" x 2.25" x 3"L	Quiet Core Diameter 1.50"	MC-2250-18-Q-SS	\$ 169.40
2.50" ID	2.50" x 4.25" x 15"L	4.25" x 2.25" x 3"L	Quiet Core Diameter 1.50"	MC-2500-18-Q-SS	\$ 175.45

12" Straight Core Stainless Steel Cone/Reverse Cone Slip-On Mufflers

Brush Finish 304 Stainless Steel. Cone/Reverse Cone, slips over inlet dimension shown. Overall length 12". Universal fitment. Fixed internal mild steel perforated core with SS wool wrap. Bracket fabrication recommended in addition to use of retainer springs, mounting tabs, or clamps - which are all sold separately. May not be legal for street use.



Inlet/Outlet	Main Cone	Reverse Cone	Description	Part Number	Retail
1.00" ID	1.00"x2.50"x8.50"L	2.50"x1.25"x2.0"L	12" OAL MS perforated core w/SS wool wrap.	MC-1000-12-SS	\$ 114.95
1.25" ID	1.25"x2.75"x8.50"L	2.75"x1.25"x2.0"L	12" OAL MS perforated core w/SS wool wrap.	MC-1250-12-SS	\$ 114.95
1.375" ID	1.375"x2.88"x8.50"L	2.88"x1.375"x2.0"L	12" OAL MS perforated core w/SS wool wrap.	MC-1375-12-SS	\$ 114.95
1.50" ID	1.50"x3.00"x8.50"L	3.00"x1.50"x2.0"L	12" OAL MS perforated core w/SS wool wrap.	MC-1500-12-SS	\$ 114.95
1.625" ID	1.625"x3.13"x8.50"L	3.13"x1.625"x2.0"L	12" OAL MS perforated core w/SS wool wrap.	MC-1625-12-SS	\$ 121.00
1.75" ID	1.75"x3.25"x8.50"L	3.25"x1.75"x2.0"L	12" OAL MS perforated core w/SS wool wrap.	MC-1750-12-SS	\$ 121.00
2.00" ID	2.00"x3.50"x8.50"L	3.50"x2.00"x2.0"L	12" OAL MS perforated core w/SS wool wrap.	MC-2000-12-SS	\$ 127.05
2.25" ID	2.25"x3.75"x8.50"L	3.75"x2.25"x2.0"L	12" OAL MS perforated core w/SS wool wrap.	MC-2250-12-SS	\$ 133.10
2.50" ID	2.50"x4.00"x8.50"L	4.00"x2.50"x2.0"L	12" OAL MS perforated core w/SS wool wrap.	MC-2500-12-SS	\$ 139.15
3.00" ID	3.00"x4.50"x8.50"L	4.50"x3.00"x2.0"L	12" OAL MS perforated core w/SS wool wrap.	MC-3000-12-SS	\$ 155.65

"BIG MOUTH 13" Stainless Steel Cone/Reverse Cone Slip-On Mufflers

This unique design features a concave internal reverse cone section creates a visually large outlet diameter but retains the advantage of the core diameter being equal to the inlet diameter, giving a 'tighter' exhaust sound. Brush Finished 304 Stainless Steel WITH SEAM WELDS REMOVED. Overall length 13". Fixed internal mild steel perforated core with SS wool wrap. Universal fitment. Bracket fabrication recommended in addition to use of retainer springs, mounting tabs, or clamps - which are all sold separately. May not be legal for street use.



Inlet/Outlet	Main Cone	Reverse Cone	Description	Part Number	Retail
1.50" ID	1.50"x3.00"x12"L	3.00"x2.25"x1"L	13" OAL 1.50" MS perforated core w/SS wool wrap.	MC-1500-BM-SS	\$ 151.25
1.625" ID	1.625"x3.125"x12"L	3.125"x2.375"x1"L	13" OAL 1.625" MS perforated core w/SS wool wrap.	MC-1625-BM-SS	\$ 157.30
1.75" ID	1.75"x3.25"x12"L	3.25"x2.50"x1"L	13" OAL 1.75" MS perforated core w/SS wool wrap.	MC-1750-BM-SS	\$ 157.30
2.00" ID	2.00"x3.50"x12"L	3.50"x2.75"x1"L	13" OAL 2.00" MS perforated core w/SS wool wrap.	MC-2000-BM-SS	\$ 163.35
2.25" ID	2.25"x3.75"x12"L	3.75"x3.00"x1"L	13" OAL 2.25" MS perforated core w/SS wool wrap.	MC-2250-BM-SS	\$ 169.40
2.50" ID	2.50"x4.00"x12"L	4.00"x3.25"x1"L	13" OAL 2.50" MS perforated core w/SS wool wrap.	MC-2500-BM-SS	\$ 175.45

18" Straight Core Stainless Steel Cone/Reverse Cone Slip-On Mufflers

Same straight core design as our 12" muffler but longer and with a larger diameter. Brush Finish 304 Stainless Steel. Cone/Reverse Cone, slips over inlet dimension shown. Overall length 18". Universal fitment. Fixed internal mild steel perforated core with SS wool wrap. Bracket fabrication recommended in addition to use of retainer springs, mounting tabs, or clamps - which are all sold separately. May not be legal for street use.



Inlet/Outlet	Main Cone	Reverse Cone	Description	Part Number	Retail
1.375" ID	1.375"x3.50"x15"L	3.50"x1.375"x3"L	18" OAL. MS perforated core w/SS wool wrap.	MC-1375-18-SS	\$ 151.25
1.50" ID	1.50"x3.625"x15"L	3.625"x1.50"x3"L	18" OAL. MS perforated core w/SS wool wrap.	MC-1500-18-SS	\$ 151.25
1.625" ID	1.625"x3.875"x15"L	3.875"x1.75"x3"L	18" OAL. MS perforated core w/SS wool wrap.	MC-1625-18-SS	\$ 157.30
1.75" ID	1.75"x3.875"x15"L	3.875"x1.75"x3"L	18" OAL. MS perforated core w/SS wool wrap.	MC-1750-18-SS	\$ 157.30
2.00" ID	2.00"x4.00"x15"L	4.00"x2.00"x3"L	18" OAL. MS perforated core w/SS wool wrap.	MC-2000-18-SS	\$ 163.35
2.25" ID	2.25"x4.25"x15"L	4.25"x2.25"x3"L	18" OAL. MS perforated core w/SS wool wrap.	MC-2250-18-SS	\$ 169.40
2.50" ID	2.50"x4.50"x15"L	4.50"x2.50"x3"L	18" OAL. MS perforated core w/SS wool wrap.	MC-2500-18-SS	\$ 175.45

"BIG MOUTH 19" Stainless Steel Cone/Reverse Cone Slip-On Mufflers

This unique design features a concave internal reverse cone section creates a visually large outlet diameter but retains the advantage of the core diameter being equal to the inlet diameter, giving a 'tighter' exhaust sound. Brush Finished 304 Stainless Steel WITH SEAM WELDS REMOVED. Overall length 19". Fixed internal mild steel perforated core with SS wool wrap. Universal fitment. Bracket fabrication recommended in addition to use of retainer springs, mounting tabs, or clamps - which are all sold separately. May not be legal for street use.



Inlet/Outlet	Main Cone	Reverse Cone	Description	Part Number	Retail
1.50" ID	1.50"x3.50"x17.5"L	3.50"x2.50"x1.50"L	19" OAL. 1.50" MS perforated core w/SS wool wrap.	MC-1500-BM19-SS	\$ 187.55
1.625" ID	1.625"x3.88"x17.5"L	3.88"x2.88"x1.50"L	19" OAL. 1.75" MS perforated core w/SS wool wrap.	MC-1625-BM19-SS	\$ 193.60
1.75" ID	1.75"x3.88"x17.5"L	3.88"x2.88"x1.50"L	19" OAL. 1.75" MS perforated core w/SS wool wrap.	MC-1750-BM19-SS	\$ 193.60
2.00" ID	2.00"x4.00"x17.5"L	4.00"x3.00"x1.50"L	19" OAL. 2.00" MS perforated core w/SS wool wrap.	MC-2000-BM19-SS	\$ 199.65
2.25" ID	2.25"x4.25"x17.5"L	4.25"x3.25"x1.50"L	19" OAL. 2.25" MS perforated core w/SS wool wrap.	MC-2250-BM19-SS	\$ 205.70
2.50" ID	2.50"x4.50"x17.5"L	4.50"x3.50"x1.50"L	19" OAL. 2.50" MS perforated core w/SS wool wrap.	MC-2500-BM19-SS	\$ 211.75

Max Performance Series SS Cone/Reverse Cone Mufflers

Muffler outlet diameter larger than inlet diameter for higher performance machines. 304 Stainless Steel with brush finish. Straight through perforated core with stainless steel wool wrap (EXCEPT no SSW in 2.25" or 2.50" inlets). Universal fitment. Inlet can be modified to fit larger diameter headpipes. May require bracket fabrication, couplers, or clamps - which are sold separately. May not be legal for street use.



Inlet (ID)	Outlet	Overall Length	Description	Part Number	Retail
1.375"	1.50"	14.875"	Main Cone 1.375x3.25x12.5, Rev 3.25x1.5x2.38	MC-138-150-SS	\$ 127.05
1.50"	1.75"	14"	Main Cone 1.50x3.25x12, Rev 3.25x1.75x2	MC-150-175-SS	\$ 127.05
1.50"	2.00"	15.6"	Main Cone 1.50x3.5x13.6, Rev 3.5x2x2	MC-150-200-SS	\$ 145.20
1.625"	2.25"	16.4"	Main Cone 1.63x3.75x14.4, Rev 3.75x2.25x2	MC-163-225-SS	\$ 151.25
1.75"	2.25"	15.6"	Main Cone 1.75x3.75x13.6, Rev 3.75x2.25x2	MC-175-225-SS	\$ 157.30
1.75"	2.50"	17.2"	Main Cone 1.75x4x15.2, Rev 4x2.5x2	MC-175-250-SS	\$ 157.30
2.00"	2.50"	15.6"	Main Cone 2x4x13.6, Rev 4x2.5x2	MC-200-250-SS	\$ 157.30
2.125"	2.50"	14.8"	Main Cone 2.125x4x12.8, Rev 4x2.5x2	MC-213-250-SS	\$ 157.30
2.25"	2.50"	15"	Main Cone 2.25x4.5x12.25, Rev 4.5x2.5x2.75	MC-225-250-SS	\$ 165.00
2.50"	3"	15"	Main Cone 2.50x4.5x13, Rev 4.5x3x2	MC-250-300-SS	\$ 170.50

Megaphone Style Stainless Steel Slip-On Muffler

A megaphone style reminiscent of the 1980's and 1990's Superbikes. Looks right at home on many other styles. Features a 15" long, 304 stainless steel megaphone and a very shallow concave rear plate. The internal mild steel perforated core is wrapped with stainless steel wool that never needs replacing. Brush finish only. Universal fitment. Mounting brackets offered separately to tailor your fit. May not be legal for street use.



Inlet Diameter	Maximum Diameter	Overall Length	Description	Part Number	Retail
1.50" ID	3.75" OD	15"	2" Diameter straight perf core with SS wool wrap	MC-MEG-1500-15-SS	\$ 159.50
1.625" ID	3.75" OD	15"	2" Diameter straight perf core with SS wool wrap	MC-MEG-1625-15-SS	\$ 159.50
1.75" ID	3.75" OD	15"	2" Diameter straight perf core with SS wool wrap	MC-MEG-1750-15-SS	\$ 159.50
2.00" ID	4" OD	15"	2.25" Diameter straight perf core with SS wool wrap	MC-MEG-2000-15-SS	\$ 159.50
2.25" ID	4" OD	15"	2.25" Diameter straight perf core with SS wool wrap	MC-MEG-2250-15-SS	\$ 170.50
2.50" ID	4.25" OD	15"	2.50" Diameter straight perf core with SS wool wrap	MC-MEG-2500-15-SS	\$ 176.00

Stubbie Can Mufflers

Radical Street-Fighter Look. 304 Stainless steel outer cannister, 3" OD x 5.50" long. Can be clamped or welded to headpipes. 2" diameter mild steel perforated core wrapped with stainless steel wool. Brush finish only. May not be legal for street use.



Inlet	Cannister Diameter	Overall Length	Description	Part Number	Retail
1.50" ID	3" OD	7"	2" perforated core	MC-CAN150300-SS	\$ 114.95
1.75" ID	3" OD	7"	2" perforated core	MC-CAN175300-SS	\$ 114.95
2.00" ID	3" OD	7"	2" perforated core	MC-CAN200300-SS	\$ 114.95

Twelve Can Mufflers

Bigger diameter for a heftier look. 304 Stainless Steel outer cannister x 10.50" long. 3.50" diameters have a 2.25" outlet and 4" diameters have a 2.50" outlet. Mild steel perforated core wrapped with stainless steel wool. Brush finish only. May not be legal for street use. Can be clamped or welded to headpipes. Brackets are always recommended.



Inlet	Cannister Diameter	Overall Length	Description	Part Number	Retail
1.50"	3.00" OD	12"	1.50" x 2.00" stepped perf core	MC-CAN150300-12-SS	\$ 148.50
1.75"	3.00" OD	12"	2.00" perf core	MC-CAN175300-12-SS	\$ 148.50
1.50"	3.50" OD	12"	1.50" x 2.25" stepped perf core	MC-CAN150350-12-SS	\$ 148.50
1.75"	3.50" OD	12"	1.75" x 2.25" stepped perf core	MC-CAN175350-12-SS	\$ 148.50
2"	3.50" OD	12"	2.25" perf core	MC-CAN200350-12-SS	\$ 148.50
2.125"	3.50" OD	12"	2.25" perf core	MC-CAN213350-12-SS	\$ 154.00
2.25"	3.50" OD	12"	2.25" perf core	MC-CAN225350-12-SS	\$ 154.00
1.75"	4" OD	12"	1.75" x 2.50" stepped perf core	MC-CAN175400-12-SS	\$ 154.00
2.00"	4" OD	12"	2.00" x 2.50" stepped perf core	MC-CAN200400-12-SS	\$ 154.00
2.125"	4" OD	12"	2.50" perf core	MC-CAN213400-12-SS	\$ 159.50
2.25"	4" OD	12"	2.50" perf core	MC-CAN225400-12-SS	\$ 159.50
2.50"	4" OD	12"	2.50" perf core	MC-CAN250400-12-SS	\$ 159.50

Cylindrical Muffler

Unique blend of cones and cylinder for a distinctive look and sound. Brushed stainless and exposed welds retain a more industrial look. 12" overall length including inlet slip section. May not be legal for street use.



Inlet/Outlet	Cylinder, Diam/Length	Cone Lengths	Description	Part Number	Retail
1.50" ID	3.00" OD x 6.5" long	2" each end	Perforated core wrapped with stainless steel wool.	MC-CY-1500-SS	\$ 151.25
1.75" ID	3.25" OD x 6.5" long	2" each end	Perforated core wrapped with stainless steel wool.	MC-CY-1750-SS	\$ 157.50
2.00" ID	3.50" OD x 6.5" long	2" each end	Perforated core wrapped with stainless steel wool.	MC-CY-2000-SS	\$ 163.35

"BIG MOUTH" Cylindrical Muffler

Our re-imagined Cylindrical Muffler utilizing our new BIG MOUTH end cap. Large visual outlet diameter but maintaining the internal core diameter that matches the inlet diameter for 'tight' sound. Brushed stainless WITH WELDS SEAMS REMOVED. 13" overall length including inlet slip section. May not be legal for street use.



Inlet/Outlet	Cylinder, Diam/Length	Cone Lengths	Description	Part Number	Retail
1.50" ID/2.25" INSET	3.00" OD x 8.50" long	2" L inlet/ 1" outlet	13" OAL. 1.50" MS perforated core w/SS wool wrap.	MC-CY-1500-BM-SS	\$ 170.50
1.75" ID/2.50" INSET	3.25" OD x 8.50" long	2" L inlet/ 1" outlet	13" OAL. 1.75" MS perforated core w/SS wool wrap.	MC-CY-1750-BM-SS	\$ 181.50
2.00" ID/2.75" INSET	3.50" OD x 8.50" long	2" L inlet/ 1" outlet	13" OAL. 2.00" MS perforated core w/SS wool wrap.	MC-CY-2000-BM-SS	\$ 181.50
2.25" ID/3.00" INSET	3.75" OD x 8.50" long	2" L inlet/ 1" outlet	13" OAL. 2.25" MS perforated core w/SS wool wrap.	MC-CY-2250-BM-SS	\$ 192.50
2.50" ID/3.25" INSET	4.00" OD x 8.50" long	2" L inlet/ 1" outlet	13" OAL. 2.50" MS perforated core w/SS wool wrap.	MC-CY-2500-BM-SS	\$ 198.00

27" Straight Core Stainless Steel Cone/Reverse Cone Slip-On Mufflers

Same straight core design as our 12" and 18" mufflers but with a more gradual taper to the cones. Brush Finish 304 Stainless Steel. Cone/Reverse Cone, slips over inlet dimension shown. Overall length 27". Universal fitment. Fixed internal mild steel perforated core with SS wool wrap. Bracket fabrication required with a muffler this long. Brackets, retainers, mounting tabs, and clamps are all sold separately. May not be legal for street use.



Inlet/Outlet	Main Cone	Reverse Cone	Description	Part Number	Retail
1.375" ID	1.375"x3.50"x20.625"L	3.50"x1.375"x4.375"	27" OAL. MS perforated core w/SS wool wrap.	MC-1375-27-SS	\$ 181.50
1.50" ID	1.50"x3.50"x20.625"L	3.50"x1.375"x4.375"	27" OAL. MS perforated core w/SS wool wrap.	MC-1500-27-SS	\$ 181.50

Classic Style "Radius" Stainless Steel Slip-On Muffler

The name may vary but the style remains consistent. A cylindrical center section, rounded on each end, transitioning to a small inlet and outlet. Overall length is 24". Inlet tube is 1.50" long, and outlet tube is 5.50" long x 1.625" OD. Bright Polish Finish 304 Stainless Steel. Universal fitment. Mounting brackets offered separately to tailor your fit. May not be legal for street use.



Inlet Diameter	Muffler Diameter	Muffler Length (ex inlet/outlet)	Description	Part Number	Retail
1.375" ID	3.50" OD	17"	Straight perforated core with stainless steel wool wrap	MC-RD-1375-24-SS	\$ 180.68
1.50" ID	3.50" OD	17"	Straight perforated core with stainless steel wool wrap	MC-RD-1500-24-SS	\$ 180.68

"Trumpet" Style Stainless Steel Slip-On Muffler


Whether you call them "Trumpets", "Cocktail Shakers" or "Chopper Cones", these are by far, the best made and best appearing version on the market! Instead of cheap chrome, these are a long-lasting Bright Polish Finish 304 Stainless Steel. Designed to slip over 1.75" headpipe. Overall length 20.5". Bright Polish Finish 304 Stainless Steel. Universal fitment. Mounting brackets offered separately to tailor your fit. May not be legal for street use.



Inlet/Outlet	Main Cone	Trumpet	Description	Part Number	Retail
1.75" ID	1.75" x 3" 16.5"	3"x2"x2.625"x4" L	1.75" Straight through louver core w/SS wool wrap	MC-CHOPPER	\$ 157.30

Mini-Megaphone Muffler

Lightweight and compact megaphone. Great for under footpeg/engine case use. 304 stainless steel construction with brush polish finish. 1.50" permanently installed inner perf core with SS wool wrap for better sound. Can be fabricated for slip-on or weld-on fitment. Inlet can be modified to fit larger diameter headpipes. May not be legal for street use.



Cone	Core Diam	Overall Length	Description	Part Number	Retail
1.625" OD x 3" OD	1.50"	8.50"	Straight through w/SS wool wrap perf core	MC-MEG1530-SS	\$ 90.75

Slash Cut Megaphone Muffler

Modern Sport bike, extreme slash-cut angle outlet style (4" slash overhang!) but with a smaller core for better performance on vintage motors. 304 stainless steel construction with brush polish finish. 1.50" permanently installed inner perf core with SS wool wrap for better sound. Can be fabricated for slip-on or weld-on fitment. Inlet can be modified to fit larger diameter headpipes. May not be legal for street use.



Inlet	Core Diam	Length	Description	Part Number	Retail
1.50" ID	1.50"	14" (at slash peak)	Straight through w/SS wool wrap perf core	MC-SLASH15	\$ 96.80

Mild Steel Weld-on Reversible Muffler

Perfect finish to a competition megaphone design. Raw finish 20 Gauge Mild Steel outer body with a stainless steel wool wrapper mild steel perf core is ready to be welded in place. The tapered internal perf core is unique in allowing you to choose a free flowing 2.50" inlet with a 3" outlet, or reverse it and use the 3" inlet and 2.50" outlet where additional back pressure is required. Overall length is 9". May not be legal for street use.



Small Diameter	Large Diameter	Body Diameter	Description	Part Number	Retail
2.50"	3"	3.625"	Straight through w/SS wool wrap perf core	MC-2530-RM	\$ 108.90

Retainers, Springs, and Universal Tabs and Brackets

Can be used with either Mild Steel or Stainless Steel Components. Most pieces sold individually, normally two tabs are required per application.



Hole Diameter	Width	Length	Description	Part Number	Retail
.330"	.9"	1"	304SS 3-sided wing tab for 5/16 bolt (not incl'd). Each.	FL-SCB-3W	\$ 5.45
.265"	.8" high	2"	304SS Flat tab, for 1/4" bolt (not incl'd). Each.	FL-SCB-FT	\$ 3.63
N/A	.5"	1.2"	304SS 45d laser spring tab. Tab only. Each.	FL-SCB-ST	\$ 4.54
N/A	.5"	1"	304SS Wire spring hook (spring not included). Each.	FL-SCB-WSR	\$ 2.42
N/A	.4"	2.75"	304SS Connector Springs.	FL-SCB-SSP	\$ 4.84
.563"W x .313"H	.2"	3"	304SS 18g Univers. Mount Bracket, Triangular.	MC-BRKT	\$ 5.14
.3125"W x 1.5"L	1.375" base	2"	304SS 16g, .75" high. Angled to fit conical shape.	MC-BRKT-3SB	\$ 7.87
.3125"W x 1.5"L	1.375" base	2"	304SS 16g, .75" high. Straight to fit cylinder/tube.	MC-BRKT-3SBS	\$ 7.87
Slotted, 1/4-20 bolt	Tapered, wider @ base	2", Angle Legs	Bracket Kit 1. 304SS. Bracket/plate/bolt. 1 hole.	MC-BRKT-1H3SBA	\$ 11.00
Slotted, 1/4-20 bolt	Tapered, wider @ base	2", Straight Legs	Bracket Kit 1. 304SS. Bracket/plate/bolt. 1 hole.	MC-BRKT-1H3SBS	\$ 11.00
Slotted, 1/4-20 bolt (2)	Straight legs/sides	.4"	Bracket Kit 2. 304SS. Bracket/plate/bolts. 2 hole.	MC-BRKT-2H3SBS	\$ 19.80
.65" hole for 3/8" bolt	.8"	1.2"	Univers. Hi-Temp "Snapper" M/F Grommet	MU-HANGER-GROM	\$ 4.84
Standard Hose Clamp	.25"	1.65"	304SS 18g Univers. Heat Shield Mount Tab - Large	MC-HSTAB-LG	\$ 2.42
Standard Hose Clamp	.25"	1.1"	304SS 18g Univers. Heat Shield Mount Tab - Small	MC-HSTAB-SM	\$ 1.21



304 Stainless Steel T-Bolt Clamps

Polished stainless steel clamp, cadmium plated t-bolt and high temp nylock nut. Clamp width .75".

Muffler Inlet Spec	Description	Part Number	Retail
1.375" - 1.50"	Stainless Steel T-Bolt Clamp	0150T	\$ 7.26
1.625" - 1.75"	Stainless Steel T-Bolt Clamp	0175T	\$ 7.26
1.875"	Stainless Steel T-Bolt Clamp	0188T	\$ 7.26
2"	Stainless Steel T-Bolt Clamp	0200T	\$ 7.26
2.25"	Stainless Steel T-Bolt Clamp	0225T	\$ 7.26
2.5"	Stainless Steel T-Bolt Clamp	0250T	\$ 7.26
3"	Stainless Steel T-Bolt Clamp	0300T	\$ 7.26
3.5"	Stainless Steel T-Bolt Clamp	0350T	\$ 7.26
4"	Stainless Steel T-Bolt Clamp	0400T	\$ 7.26
4.5"	Stainless Steel T-Bolt Clamp	0450T	\$ 7.26